



ENTERING CHART DATA ON ASTRO.COM

A STEP BY STEP GUIDE TO ENTERING AND VIEWING NATAL CHART
DATA ON ASTRO.COM

TEXT BY: ROCHELLE COOPER

THIS TUTORIAL WILL GUIDE THE USER THROUGH:

- Entering new chart data as a guest user or within an existing Astro.com account
- Viewing basic or extended chart data
- Navigating the user profile page to edit profile or access stored chart data



ASTRO.COM HOME PAGE

Go to:

www.astro.com

Choose from 3 options:

1. Log in if you have an existing account
2. Enter chart data as a Guest User without creating an account
3. Create a free account

The screenshot shows the homepage of www.astro.com. The header includes the site logo, navigation links (Horoscope Home, Free Horoscopes, Astro Shop, Forum, FAQ, My Astro), and a language selector. A sidebar on the left contains various site sections. The main content area features a 'My Astro: Login' section with a login form and a 'Forgot your password?' link. Below the login form, there are options for creating a new account: 'Create a horoscope immediately, as a Guest User' and 'Create a free registered user profile'. Three callout boxes with arrows point to these options, providing instructions for each.

not logged in - [Login](#)

de dk en es fr it nl pt py 中文 日本

Horoscope Home | Free Horoscopes | Astro Shop | Forum | FAQ | My Astro

Google™ Custom Search Search

Free Horoscopes

Astrodienst Shop

Everything about Astrology

Astro.com Community

Ephemeris

Astrology Atlas Query

Astrodienst Team & Authors

About & Contact

FAQ

My Astro

- [User Profile](#)
- [Purchased E-Horoscopes](#)

Sitemap

["My Astro" Help](#)

My Astro: Login

Welcome to My Astro!

Log in to your registered user profile here:

Email:

Your astro.com password:

[Login](#)

Log in here if you already have an account

[Forgot your password? Click here and it will be e-mailed!](#) [Email it to me](#)

If you don't have a registered user profile, you have the following options:

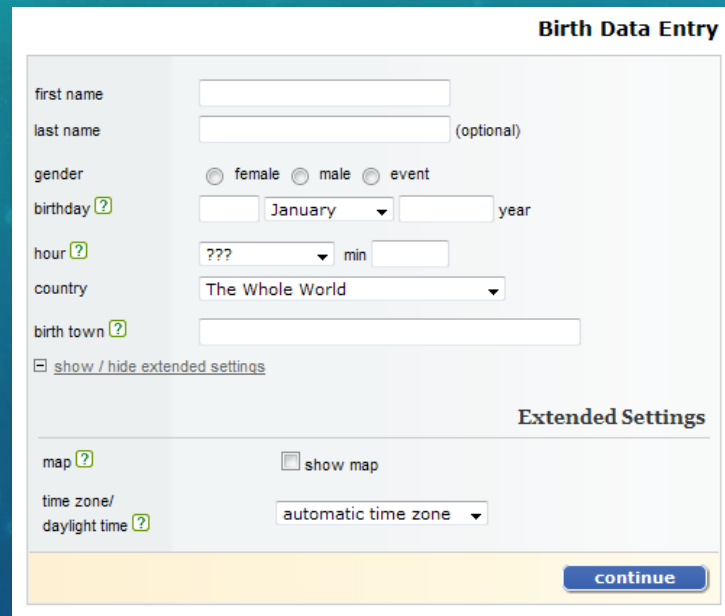
- ★ [Create a horoscope immediately, as a Guest User](#) or.....
- 👤 [Create a free registered user profile](#) ?

Click here to enter chart data without making an account

Click here to create an account. Recommended for saving multiple chart data for future reference

USER LOGIN AND BIRTH DATA ENTRY

Clicking the [Guest User](#) link takes you directly to the Birth Data Entry page:



Birth Data Entry

first name

last name (optional)

gender female male event

birthday January year

hour min

country

birth town

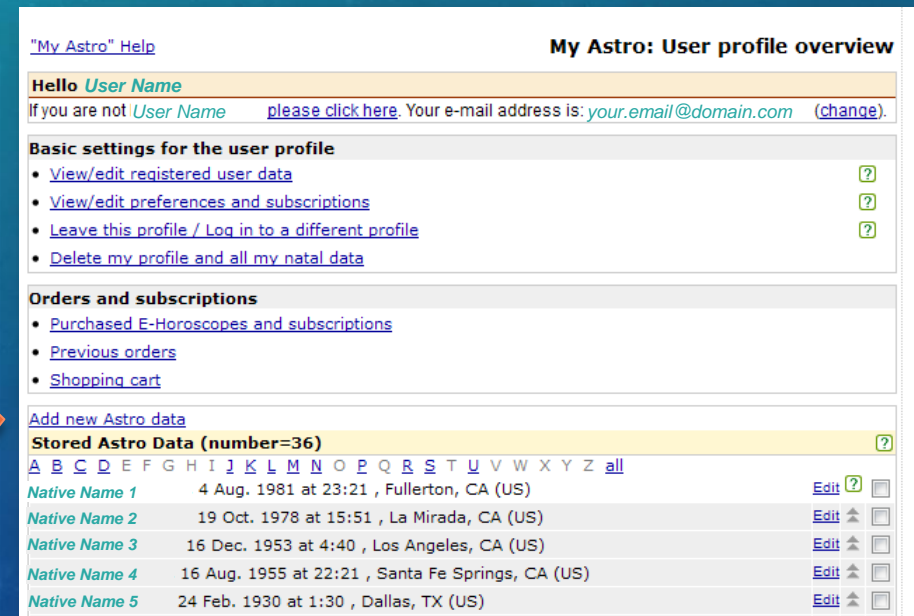
show / hide extended settings

Extended Settings

map show map

time zone/daylight time

Logging into or creating a new account takes you to your account overview page:



["My Astro" Help](#) **My Astro: User profile overview**

Hello [User Name](#)

If you are not [User Name](#) [please click here](#). Your e-mail address is: [your.email@domain.com](#) ([change](#)).

Basic settings for the user profile

- [View/edit registered user data](#)
- [View/edit preferences and subscriptions](#)
- [Leave this profile / Log in to a different profile](#)
- [Delete my profile and all my natal data](#)

Orders and subscriptions

- [Purchased E-Horoscopes and subscriptions](#)
- [Previous orders](#)
- [Shopping cart](#)

[Add new Astro data](#)

Stored Astro Data (number=36)

[A](#) [B](#) [C](#) [D](#) [E](#) [F](#) [G](#) [H](#) [I](#) [J](#) [K](#) [L](#) [M](#) [N](#) [O](#) [P](#) [Q](#) [R](#) [S](#) [T](#) [U](#) [V](#) [W](#) [X](#) [Y](#) [Z](#) [all](#)

Native Name 1	4 Aug. 1981 at 23:21 , Fullerton, CA (US)	Edit <input type="button" value="?"/>
Native Name 2	19 Oct. 1978 at 15:51 , La Mirada, CA (US)	Edit <input type="button" value="?"/>
Native Name 3	16 Dec. 1953 at 4:40 , Los Angeles, CA (US)	Edit <input type="button" value="?"/>
Native Name 4	16 Aug. 1955 at 22:21 , Santa Fe Springs, CA (US)	Edit <input type="button" value="?"/>
Native Name 5	24 Feb. 1930 at 1:30 , Dallas, TX (US)	Edit <input type="button" value="?"/>

Click on [Add new Astro data](#) to go to the Birth Data Entry page (*above left*).

BIRTH DATA ENTRY PAGE

Fill out the birth data form fields and click the continue button when finished.

NOTES:

- Select the **event** radio button if you are creating a chart that is not for a person, but an event, such as a political election date.
- When entering the **birth town**, simply type in the city name and a list of matching results will appear from which you can choose.
- The **show map** checkbox will show you the location of the chart on a map and provide detailed time zone information.
- You may manually select a **time zone** from the drop down list, or choose *automatic time zone* and let the website choose for you, based on the chart location and date.

EXAMPLE:

Birth Data Entry

first name	<input type="text" value="Martin Luther"/>
last name	<input type="text" value="King, Jr."/> (optional)
gender	<input type="radio"/> female <input checked="" type="radio"/> male <input type="radio"/> event
birthday [?]	<input type="text" value="15"/> <input type="text" value="January"/> <input type="text" value="1929"/> year
hour [?]	<input type="text" value="12 [noon]"/> min <input type="text"/>
country	<input type="text" value="USA"/>
birth town [?]	<input type="text" value="Atlanta, GA (US) = Georgia (US), 33n45, 84v"/>
<input type="checkbox"/> show / hide extended settings	
<h4>Extended Settings</h4>	
map [?]	<input type="checkbox"/> show map
time zone/ daylight time [?]	<input type="text" value="-----"/>
<input type="button" value="continue"/>	

NAVIGATING TO CHART VIEWS

After entering the birth data, you should arrive at the Free Horoscopes page:

Scroll to the bottom of the page and choose from: **Chart Drawing** or **Extended Chart Selection**:

ASTRO DIENST www.astro.com

Horoscope Home **Free Horoscopes** Astro S

Free horoscopes at Astrodienst

Today & Tomorrow **Personality**

Personal Daily Horoscope
Your individual topics for each day, by Robert Hand (with the Love Horoscope and the Celestial Events)

Psychological Horoscope
A fascinating analysis of the personality by **Liz Greene**, free Try-Out Edition

Yearly Horoscope Analysis
The challenging annual preview by **Liz Greene**, free Try-Out Edition

Career and Vocation
Vocational Horoscope by **Liz Greene**, free Try-Out Edition

Short Report Forecast
Central issues of your personal development, by Robert Hand

Personal Portrait
Selected aspects of your birth horoscope, by Robert Pelletier

Color Oracle **Color Horoscope**

Currently selected Astro data (out of 37):
Martin Luther King Jr. (m)
born on 15 January 1929 at

Partner Horoscope
How do you match? A short horoscope by Robert Hand

Astrology for Lovers, Liz Greene
Don't miss out on **Liz Greene's** insightful Sun-sign horoscope!

Astro Click Partner
Check the potential of your relationship with the interactive partner horoscope

Astro Click Love
How do you love? Find out more in your interactive love horoscope

Children & Youth **Horoscope Chart Drawings**

The Child's Horoscope
The Child's Horoscope by **Liz Greene**, free Try-Out Edition

Chart drawing, Ascendant
Quick access to your chart and calculations
Immediate, basic chart view

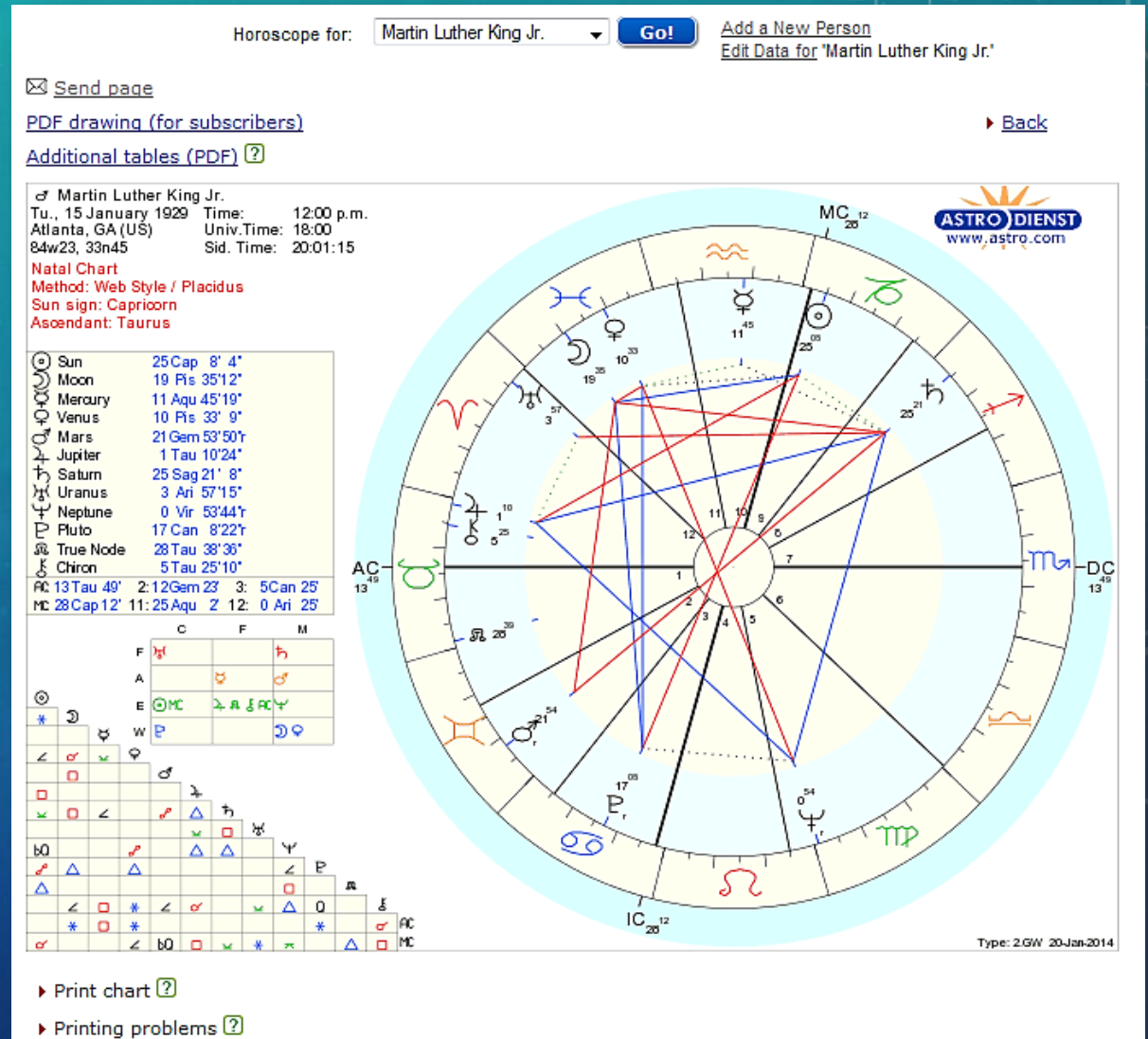
Children and Young People **Extended Chart Selection**
Robert Hand's accurate horoscope for children and teenagers
A wide selection of horoscope types, house systems, asteroids, etc.
Advanced chart view options

If you are using the site as a guest, you may be directed immediately to the Personal Daily Horoscope page. Click **Free Horoscopes** at the top or left of the page to go back to the page shown above.

"CHART DRAWING, ASCENDANT" VIEW

This basic chart view provides the following information:

- Sign and house positions for Planets, Moon's North Node, and Chiron.
- House cusp degrees.
 - Placidus houses are used by default – to view the chart in other house systems, choose *Extended Chart Selection* on the previous page instead.
- Table of elements and modalities
- Aspectarian (aspect grid)



EXTENDED CHART SELECTION OPTIONS, PART 1

Options on the top half of the page:

- Chose a person or event from your saved chart, and their partner.
- Methods: [Circular charts](#) is the default page, with a wide variety of chart types, but there are a vast number of other chart types and reports under the [Special Charts](#), [Ephemeris](#), and [Pullen/Astrolog](#) tabs. Notably, a Dispositor Tree graph can be found under [Pullen/Astrolog](#)
- Choose from a variety of chart wheel types and styles. Too many to review here; explore the different chart types as you learn more.
- Under [Options](#) you can select a House System and Zodiac type (tropical vs. sidereal, and more)

Extended Chart Selection

Birth data

Horoscope for: [Add a New Person](#)
[Edit Data for 'Martin Luther King Jr.'](#)

Partner: [Add a New Person](#)

Methods: [Circular charts](#) | [Special charts](#) | [Ephemeris](#) | [Pullen/Astrolog](#)

Please select the type of chart you want:

Chart drawing style:

Options

Start date for charts marked with *:

House System:

Zodiac:

Reduce/increase orbs (0-150%): (%)

Default settings

Standard drawing: [?](#)

Reference place: [Modify reference place](#)

EXTENDED CHART SELECTION OPTIONS, PART 2

Options on the bottom half of the page:

- Chose an image quality level, landscape chart data format (aspectarian will be displayed to the left of the chart instead of below), and if you would like to hide the name of the native.
- Choose additional objects from the drop down list to appear in the chart: asteroids, Part of Fortune, various fixed stars, etc.
- Check off boxes to customize the Lunar Node and Part of Fortune formulae, the way aspect lines appear, and more.
- In the bottom text field, you can manually enter catalogue numbers for an even more extended listing of asteroids, fixed stars, and hypothetical bodies, found at the links below this field.
- Follow the "Click here to show the chart" button to display your customized chart view

The screenshot shows a web interface for chart generation. It is divided into two main sections: 'Image size' and 'Additional objects'.
Image size section: Contains a dropdown menu set to 'full size image for good print quality', a checkbox for 'landscape, if possible', and a checkbox for 'anonymised drawing (without name)'.
Additional objects section: Features a scrollable list of celestial objects: Part of Fortune, Vertex, Lilith, Chiron, Ceres, Pallas, Juno, Vesta, Eris, Pholus, Nessus, Ixion, and Orcus. To the right of this list are several checkboxes for customization: 'always use True Node', 'always use Mean Node', 'show Descending Node', 'always use day formula for Pars Fortunae (standard is: different formula day/night)', 'add aspect lines to Chiron', 'add aspect lines to the lunar node', 'aspect lines to all', 'add some fixed stars', 'topocentric positions', 'draw no aspect lines', and 'Uranus - Pluto off/on'.
Text field and links: Below the checkboxes is a text input field. Underneath it are three links: 'Asteroid name/number list with 17224 names [3.8 mb] Big file!', 'List of fixed stars [150 kb]', and 'List of other horoscope factors and "hypothetical" planets'.
Button: At the bottom right, there is a blue button labeled 'Click here to show the chart' with a large orange arrow pointing to it.

EXTENDED CHART VIEW EXAMPLE

Custom Options Selected:

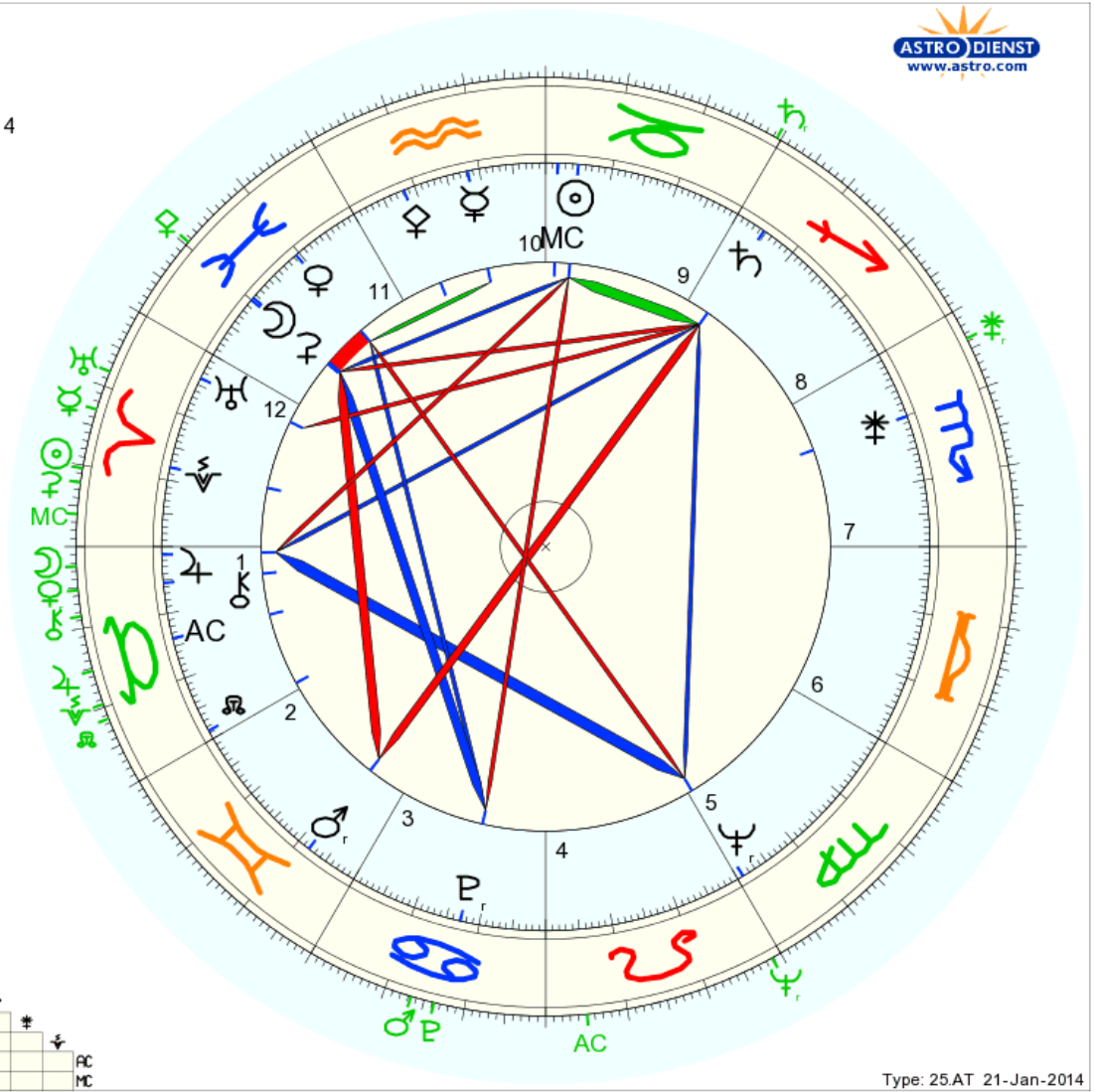
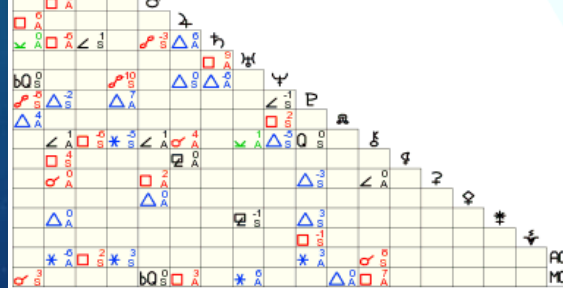
- Chart Type: natal and progressed chart.
- Chart drawing style: Astrodienst style
 Note the difference in graphical format from the standard chart drawing style shown previously
- House System: Whole Sign
- Landscape view selected
- Additional objects selected: Chiron, Ceres, Pallas, Juno, Vesta

♂ Martin Luther King Jr.
 Tu., 15 January 1929 Time: 12:00 p.m.
 Atlanta, GA (US) Univ.Time: 18:00
 84w23, 33n45 Sid. Time: 20:01:15
 Natal Chart and Progressions for 20 Jan. 2014
 Method: Astrodienst / Whole Signs
 Date: 10 Apr. 1929, 18:18:23 UT

		Progr.
☉ Sun	♌ 25° 8' 4"	20° 23'
☾ Moon	♋ 19° 35' 12"	2° 23'
☿ Mercury	♌ 11° 45' 19"	13° 0'
♀ Venus	♌ 10° 33' 9"	5° 18r
♂ Mars	♌ 21° 53' 50"r	13° 18'
♃ Jupiter	♌ 1° 10' 24"	15° 19'
♅ Saturn	♌ 25° 21' 8"	0° 31r
♁ Uranus	♌ 3° 57' 15"	8° 5'
♆ Neptune	♌ 0° 53' 44"r	28° 49r
♇ Pluto	♌ 17° 8' 22"r	16° 13'
♁ True Node	♌ 28° 38' 36"	21° 28'
♄ Chiron	♌ 5° 25' 10"	8° 32'
♀ Lilith	♌ 15° 56' 46"	25° 22'
♁ Ceres	♌ 20° 1' 28"	22° 6'
♁ Pallas	♌ 21° 41' 44"	19° 31'
♁ Juno	♌ 19° 52' 32"	26° 20r
♁ Vesta	♌ 18° 4' 1"	19° 35'

AC: ♌ 13° 49' 2" 2: ♌ 0° 0' 3: ♌ 0° 0'
 MC: ♌ 28° 12' 11: ♌ 0° 0' 12: ♌ 0° 0'

	C	F	M
F	♌ 13° 49' 2"		♌ 28° 12' 11"
A		♌ 13° 49' 2"	♌ 28° 12' 11"
E	♌ 13° 49' 2"	♌ 13° 49' 2"	♌ 28° 12' 11"
W	♌ 13° 49' 2"	♌ 13° 49' 2"	♌ 28° 12' 11"



FREE USER ACCOUNT

Clicking [My Astro](#) at the top right of any page will take you to your account information, including your saved chart data:



From this page you can:

- Edit your profile information (name, email, etc.)
- Add new chart data (described in previous steps)
- Select and/or edit any of your previously stored chart data.
- There does not appear to be a limit on the number of birth/event data that can be stored, so the creation of a free account is quite beneficial for looking up charts on the go, on a smartphone or tablet, or if the user is not ready to commit to the purchase of expensive charting software.

A screenshot of the 'My Astro: User profile overview' page. The page has a white background with blue and yellow accents. At the top right, it says 'My Astro: User profile overview'. Below that, it says 'Hello User Name'. There is a link 'please click here' and an email address 'your.email@domain.com' with a '(change)' link. The page is divided into sections: 'Basic settings for the user profile' with links for 'View/edit registered user data', 'View/edit preferences and subscriptions', 'Leave this profile / Log in to a different profile', and 'Delete my profile and all my natal data'. 'Orders and subscriptions' section has links for 'Purchased E-Horoscopes and subscriptions', 'Previous orders', and 'Shopping cart'. There is a section for 'Add new Astro data' and 'Stored Astro Data (number=36)' with a list of entries. Each entry has an 'Edit' link and a trash icon. The entries are: 'Native Name 1' (4 Aug. 1981 at 23:21, Fullerton, CA (US)), 'Native Name 2' (19 Oct. 1978 at 15:51, La Mirada, CA (US)), 'Native Name 3' (16 Dec. 1953 at 4:40, Los Angeles, CA (US)), 'Native Name 4' (16 Aug. 1955 at 22:21, Santa Fe Springs, CA (US)), and 'Native Name 5' (24 Feb. 1930 at 1:30, Dallas, TX (US)).